



**EASY-TO-INSTALL
ARCHITECTURAL-
GRADE FLEXIBLE
MOULDINGS**

PRE-FORMED CROWN MOULDING

HOW TO ORDER

HOW TO ORDER:

When ordering crown moulding it is necessary for you to supply the factory with the radius of the wall, whether it is concave or convex and which side of the crown is being mounted against the wall.

NOTE: Every pattern has limitations on how tight a radius it can be formed into. If your order includes a part that has to be in a tight radius, check with our office before writing the order.

PROFILE SIZE

PAGES

1-9/16" to 4-1/4"

2 - 3

3-3/16" to 4-3/8"

4 - 5

4-3/8" to 5-3/8"

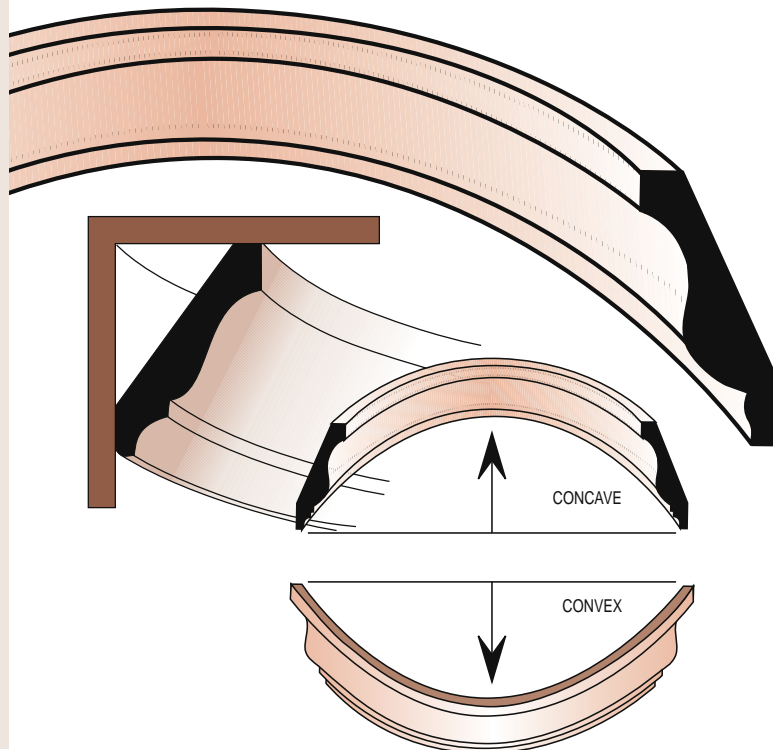
6 - 7

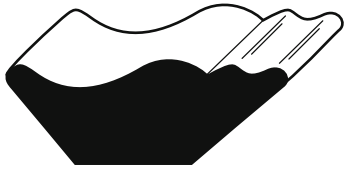
4-15/16" to 6"

8 - 9

6-5/16" to 7-1/4"

10






ER-68-P (WM68) 1/2" x 1-9/16" x 12'




T-1433-P 5/8" x 2-11/16" x 12'



ER-75-P (WM75) 9/16" x 1-5/8" x 12'



T-803-P 1/2" x 2-3/4" x 12'



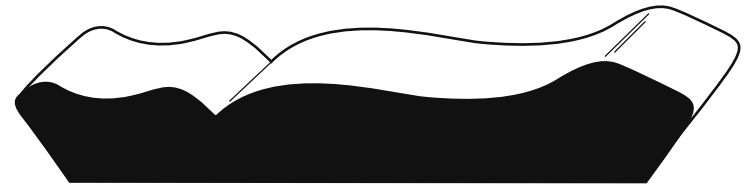
C-367-P 9/16" x 1-3/4" x 10'



IL-705-P 11/16" x 3-1/4" x 10'



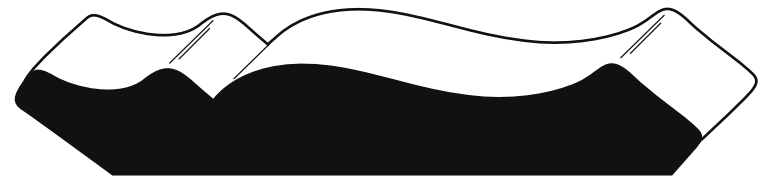
ER-53-P (WM53) 9/16" x 2-5/8" x 12'



C-219-P 5/8" x 3-1/2" x 10'



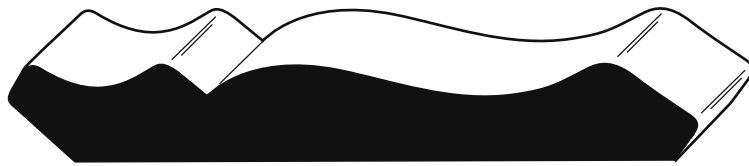
C-537-P 1/2" x 2-5/8" x 10'



ER-L49-P (LWM49) 9/16" x 3-9/16" x 12'



OH-2015-P 9/16" x 3-1/2" x 12'



T-843-P 9/16" x 3-9/16" x 12'



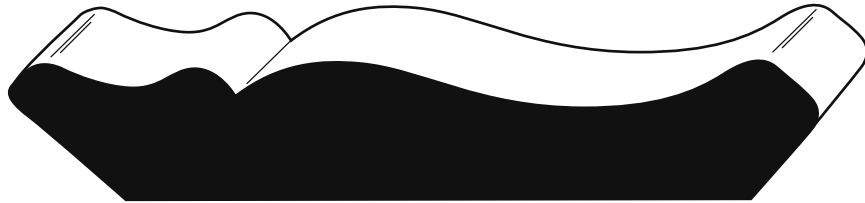
C-364-P 9/16" x 4-1/8" x 10'



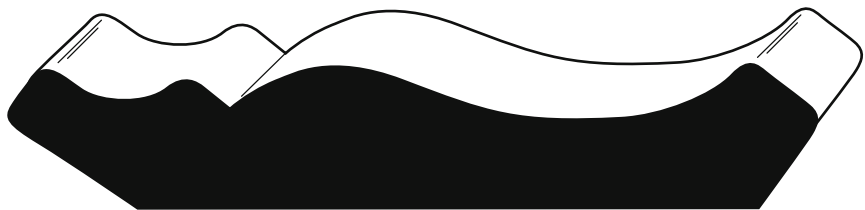
WA-1087-P 5/8" x 4-1/4" x 12'



TX-3581-P 9/16" x 4-3/16" x 12'



IL-691-P 11/16" x 4-1/4" x 10'



IL-974-P 3/4" x 4-1/4" x 10'



T-2352-P 1/2" x 4-1/4" x 12'



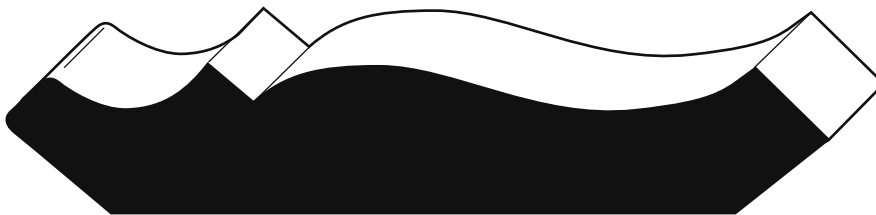
TX-4134-P 9/16" x 4-1/4" x 12'



T-702-P 1/2" x 4-3/16" x 12'



T-1723-P 9/16" x 4-1/4" x 12'



T-2247-O 3/4" x 4-1/4" x 12'



T-2086-P 9/16" x 4-3/8" x 12'



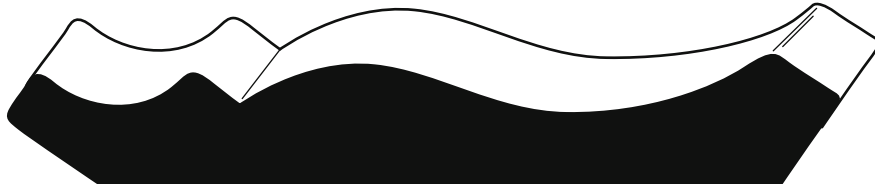
UF-288-P 5/8" x 4-3/8" x 10'
 UF-288-O 5/8" x 4-3/8" x 10'



T-1250-0 3/4" x 4-3/8" x 12'




T-793-P 9/16" x 4-3/8" x 12'



TX-3684-0 5/8" x 4-5/16" x 12'



ER-47-P (WM47) 9/16" x 4-1/2" x 12'



T-1105-P 13/16" x 4-1/2" x 12'




TX-3944-P 5/8" x 4-1/2" x 12'




OH-2239-P 5/8" x 5-3/16" x 12'




IL-822-P 13/16" x 5-1/4" x 10'




T-1278-P 1-1/4" x 5-7/16" x 12'



T-1018-P 3/4" x 5-3/8" x 12'




T-1034-P 1-7/16" x 4-15/16" x 12'




T-953-P 1-1/2" x 4-7/8" x 12'



FL-698-P 9/16" x 5-1/8" x 10'



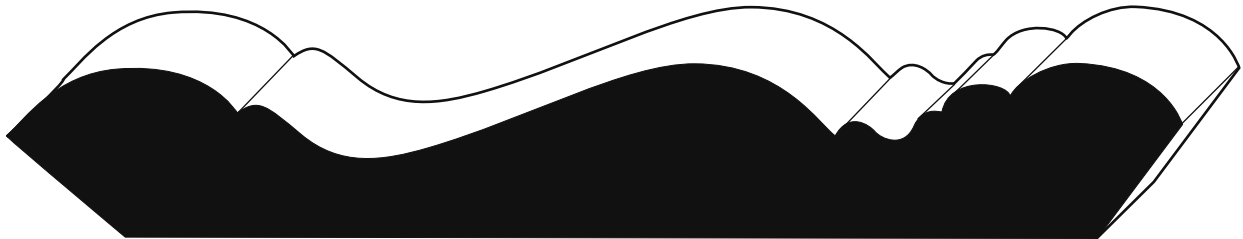
ER-L47-P (WML47) 11/16" x 5-1/8" x 12'



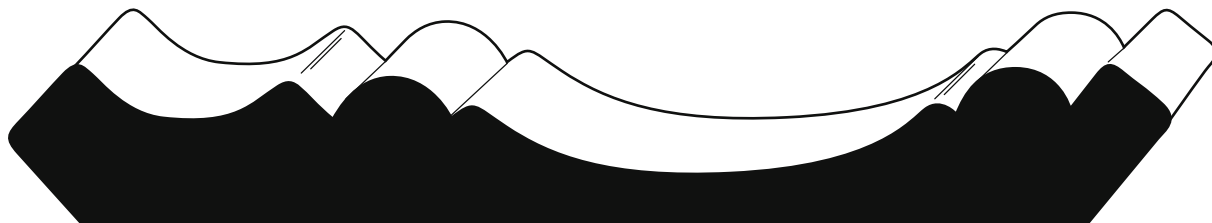
T-1962-P 1-7/16" x 5-3/16" x 12'



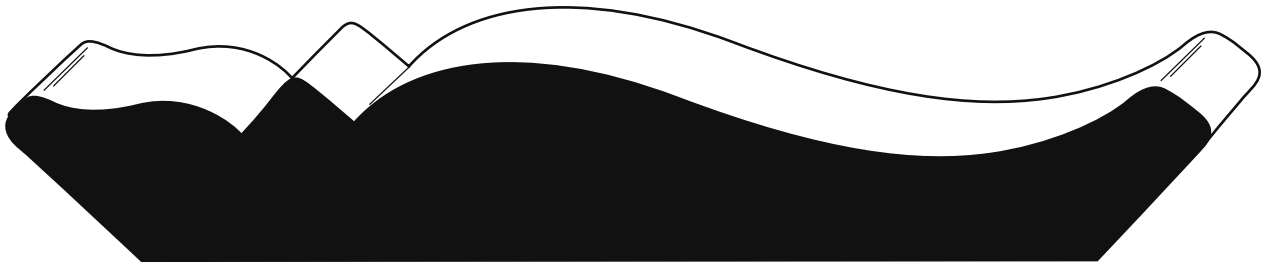
OH-2020-P 13/16" x 5-3/8" x 12'



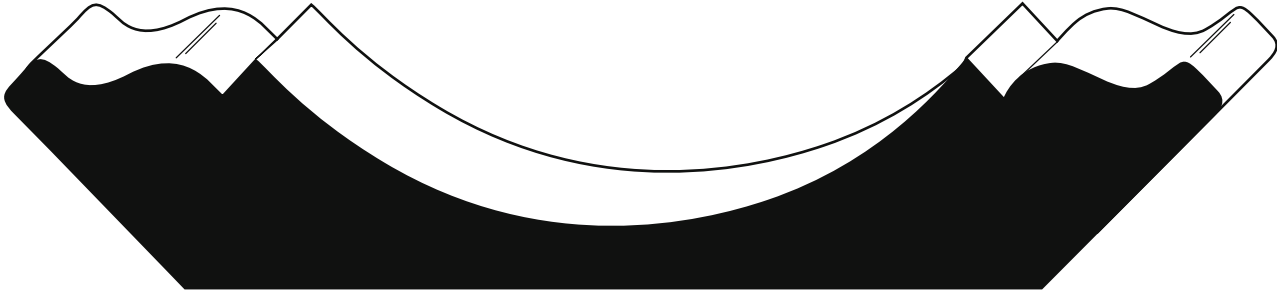
TN-4019-P 7/8" x 6" x 12'



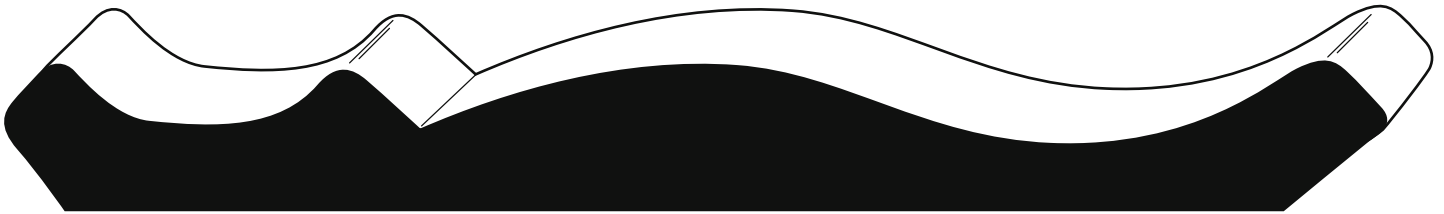
IL-1074-P 7/8" x 6" x 10'



C-970-P 1-1/16" x 6-5/16" x 10'



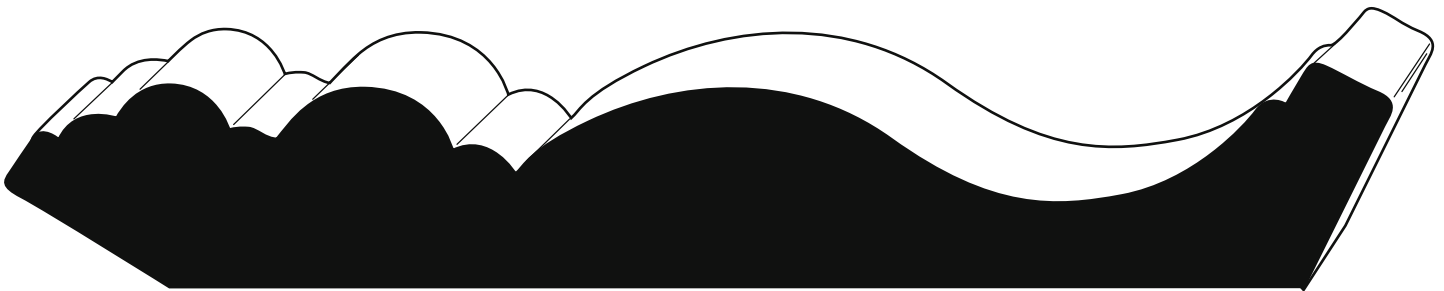
T-2906-P 1-1/4" x 6-5/16" x 12'



C-187-P 7/8" x 7-1/4" x 10'



T-2642-P 5/8" x 6-7/8" x 12'



IL-1068-P 1-1/8" x 7-1/4" x 12'